

How to Sort and Dispose Garbage & 2024 Collection Schedule

Morioka Area ⑧

Rules for disposing garbage

- Please take your garbage to your designated collection site.
- Please dispose your garbage, following the collection schedule.
Take your garbage to the designated collection site by 8:30 a.m. on the collection day. The garbage put out on a wrong collection day or after the collection time will be left uncollected.
- Please ensure proper sorting and place garbage in a transparent or semi-transparent bags.
The garbage without proper sorting will be left uncollected.

● Recycle/Garbage Sort Out App Available!

This App is for smartphones. You can check out "what date" the pickup is, and the "how to sort out" what you want to throw away. Please use this useful App.
<Content examples of App>
- Alarm announces the collection date. (Rings either that day or the day before.)
- Calendar that shows the date of collection.
- "Sort Out Dictionary" where you can search what category each item belongs to.






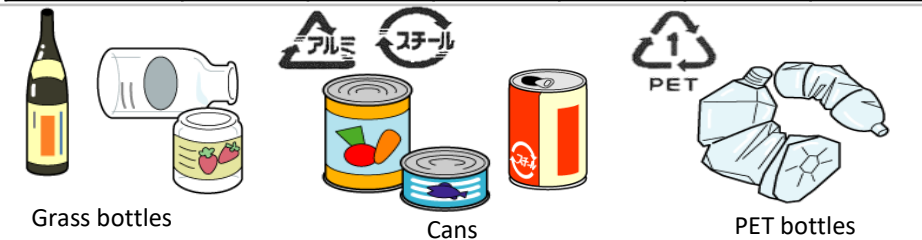



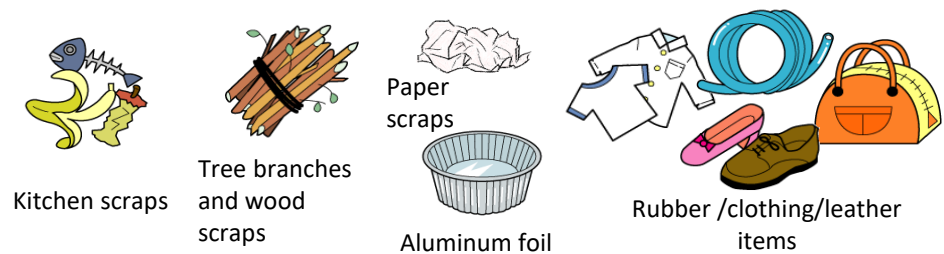




- CAUTION**
- ① Make sure to use up the spray can/gas canister completely. (No need to open a hole.)
 - ② Remove the cap and place only the main body of the spray can/gas canister in a transparent or semi-transparent bags.
 - ③ Dispose them on designated day.
- ❌ Do not mix with other garbage.**

Notice

No collecting services available from December 31st to January 2nd(from December 31st to January 3rd for Plastic Containers and Packaging).

◆ The garbage you can dispose by taking to the collection site ◆

Types of Garbage	Collection day	Examples of Waste	How to Dispose
 Plastic Containers and Packaging	Every Wednesday	Items with the ♻️ logo. Containers and packaging must be fairly clean and dry. 	Transparent or semi-transparent bags must be used. Rinse or wipe off containers and packaging to remove the residue and dirt (dry off after rinsing). If price labels and product labels on containers and packaging don't come off easily, dispose those without peeling off. If items are with dirt not easily coming off or with too much dirt, dispose those items either as burnable waste (soft items) or as non-burnable waste (hard items).
 Paper Waste	3rd Wednesday of every month	 Newspapers (also inserted flyers) Magazines/other paper (note pads, tissue boxes, calendars, Paper bags, copy paper, etc.) Cardboard	Newspapers: Bind with a string or place them in a bag for recycling newspaper. Cardboard: Bind with a string. Do not use bags. Magazines/other papers: Bind with a string or place them in a paper bag/transparent or semi-transparent bag. Remove materials other than paper, such as plastic sheets.
 Glass Bottles/ Cans/ Plastic Bottles	1st and 3rd Thursdays of every month	 Glass bottles Cans PET bottles	Separate items into glass bottles, PET Bottles and cans. Place them in transparent or semi-transparent bags. Make sure to remove lids from glass bottles and dispose them as non-burnable waste. Rinse off the inside of bottles and cans. ※Thursday, Jan. 2nd: No collection. Wednesday, Jan. 8th: Extra collection
 Spray Cans/ Gas Canisters	Every Tuesday and Friday	 Hair spray Paint spray Insecticide Gas Canisters	Make sure to use up the cans completely. (No need to open a hole.) Remove the cap and place only the main body of the spray can/gas canister in a transparent or semi-transparent bags. Collection is on the same day as combustible wastes but do not mix them with burnable garbage. You need to separate the bags. ※If you cannot use up the contents, please consult the Recycling Promotion Division.
 Burnable Waste	Every Tuesday and Friday	 Kitchen scraps Tree branches and wood scraps Paper scraps Aluminum foil Rubber /clothing/leather items	Drain kitchen scraps of water fully. Transparent or semi-transparent bags must be used. Futons and carpets must be folded into a bundle no longer than 1m and bound with a string.
 Non-Burnable Waste	2nd and 4th Thursdays of every month	 Ceramic/glass/metal items Electric appliances(less than 1m) Plastic items	Transparent or semi-transparent bags must be used. For bottles/cans of oil or paint, make sure contents are not left inside. Batteries must be removed from electric appliances. If the size of an item is more than 1m, it must be disposed as bulky waste.

Schedule	APR.	MAY	JUNE	JULY	AUG.	SEP.	OCT.	NOV.	DEC.	JAN.	FEB.	MAR.
	17	15	19	17	21	18	16	20	18	15	19	19

Schedule	APR.	MAY	JUNE	JULY	AUG.	SEP.	OCT.	NOV.	DEC.	JAN.	FEB.	MAR.
	4・18	2・16	6・20	4・18	1・15	5・19	3・17	7・21	5・19	※8・16	6・20	6・20